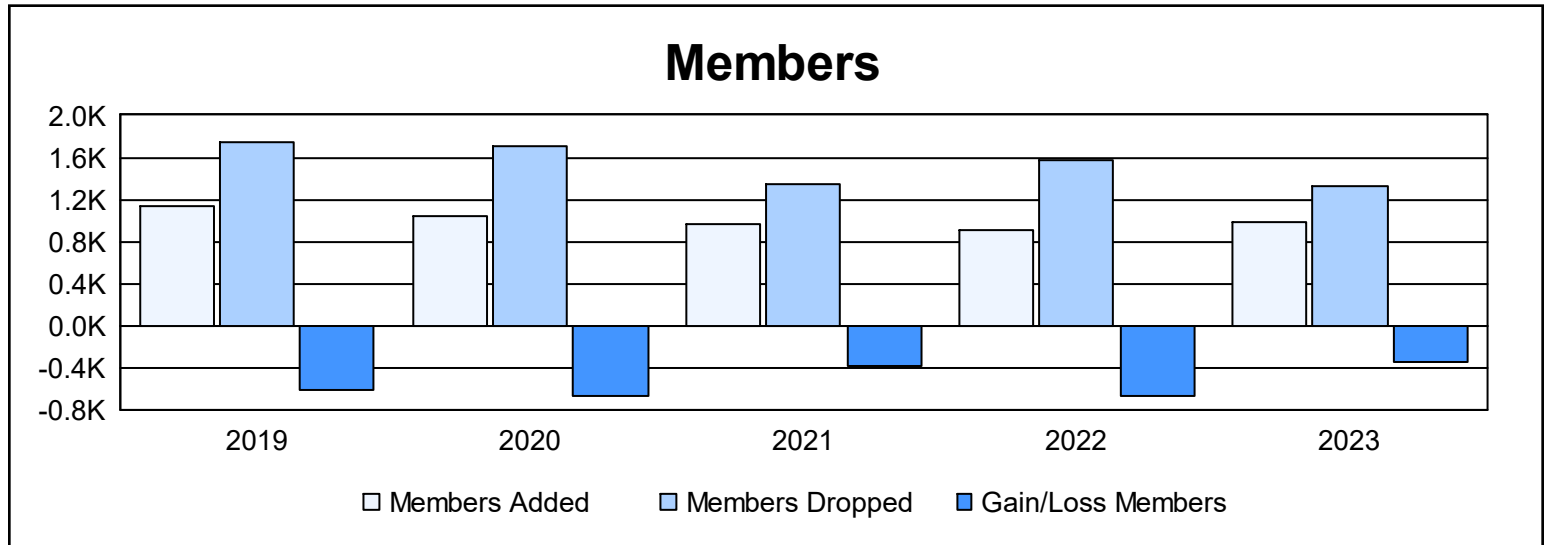
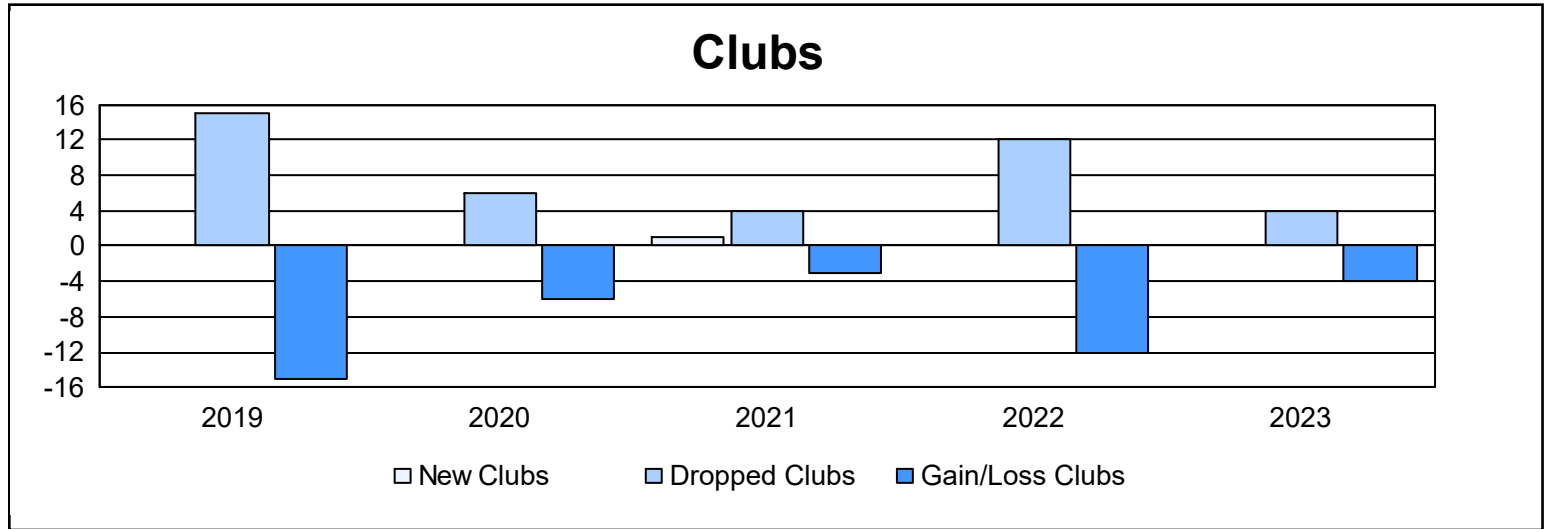
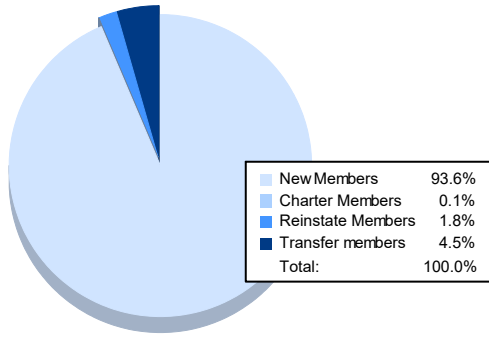


| Year | New Clubs | Dropped Clubs | Gain/Loss Clubs | New Members | Charter Members | Reinstate Members | Transfer Members | Total Member Added | Total Members Dropped | Gain/Loss Members |
|----------------|-----------|---------------|-----------------|-------------|-----------------|-------------------|------------------|--------------------|-----------------------|-------------------|
| 2018-2019 | 0 | 15 | -15 | 1,067 | 0 | 19 | 42 | 1,128 | 1,748 | -620 |
| 2019-2020 | 0 | 6 | -6 | 983 | 2 | 16 | 42 | 1,043 | 1,705 | -662 |
| 2020-2021 | 1 | 4 | -3 | 884 | 25 | 21 | 29 | 959 | 1,341 | -382 |
| 2021-2022 | 0 | 12 | -12 | 846 | 7 | 17 | 31 | 901 | 1,576 | -675 |
| 2022-2023 | 0 | 4 | -4 | 920 | 1 | 18 | 44 | 983 | 1,327 | -344 |
| Average | 0 | 8 | -8 | 940 | 7 | 18 | 38 | 1,003 | 1,539 | -537 |



Membership Composition June 2023 Cumulative



Gender Composition June 2023 Cumulative

